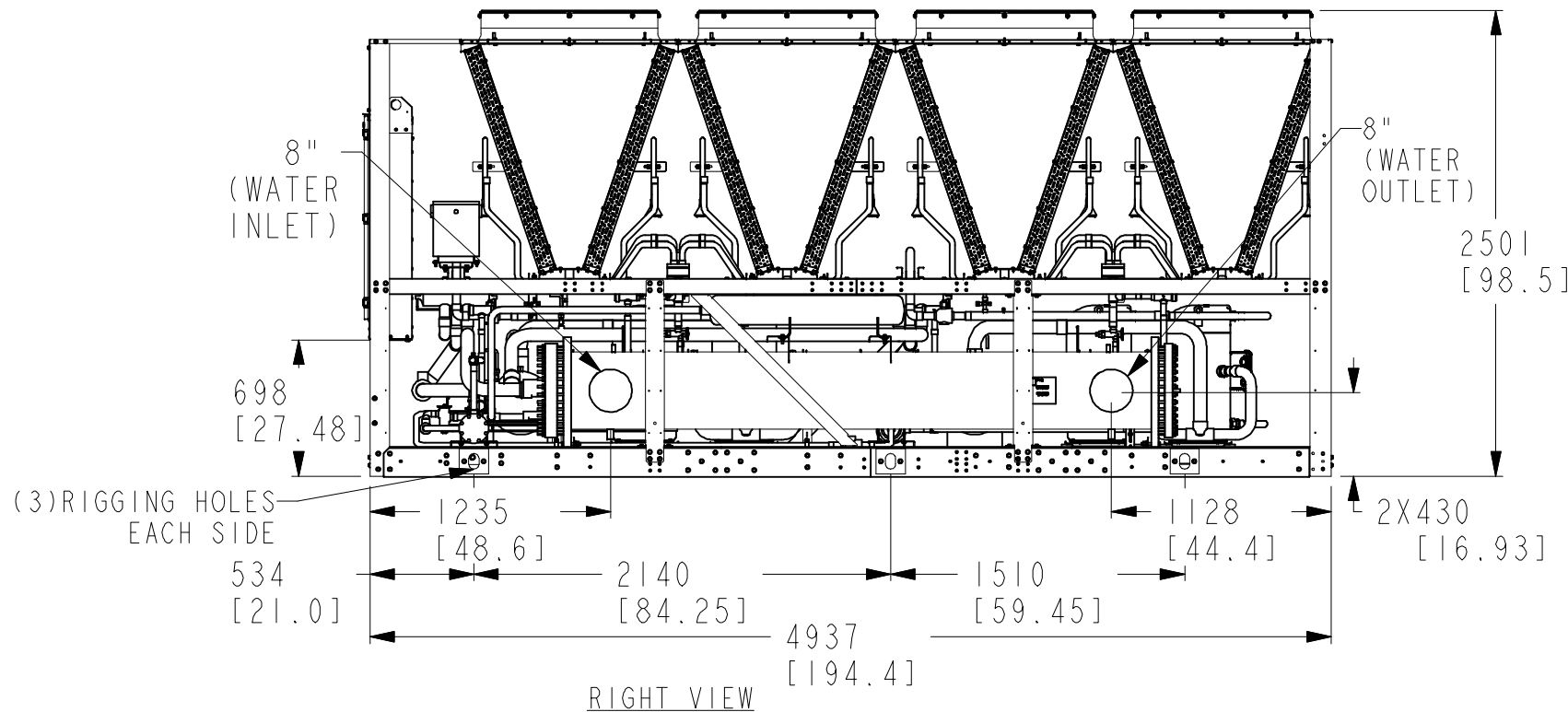
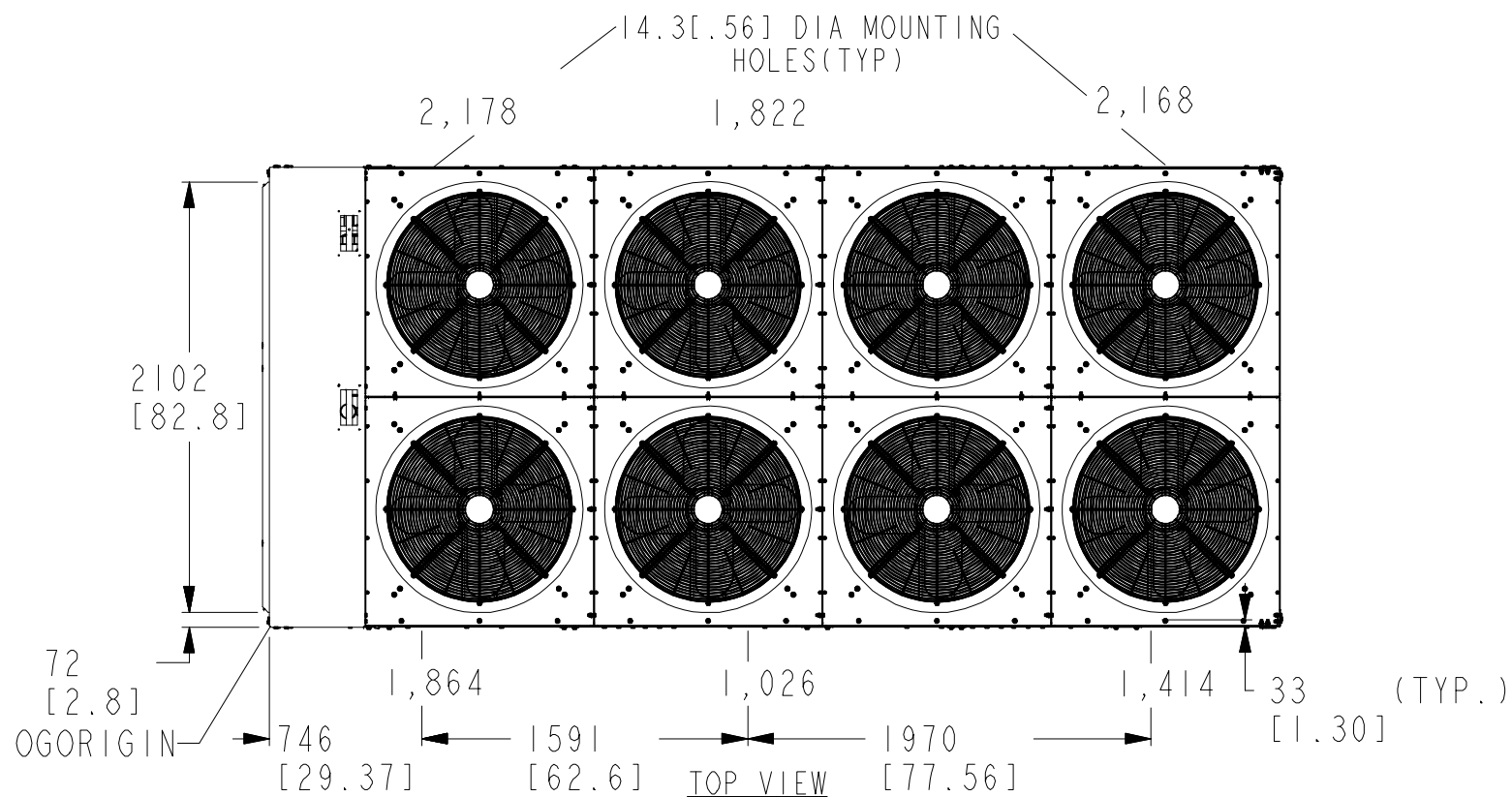
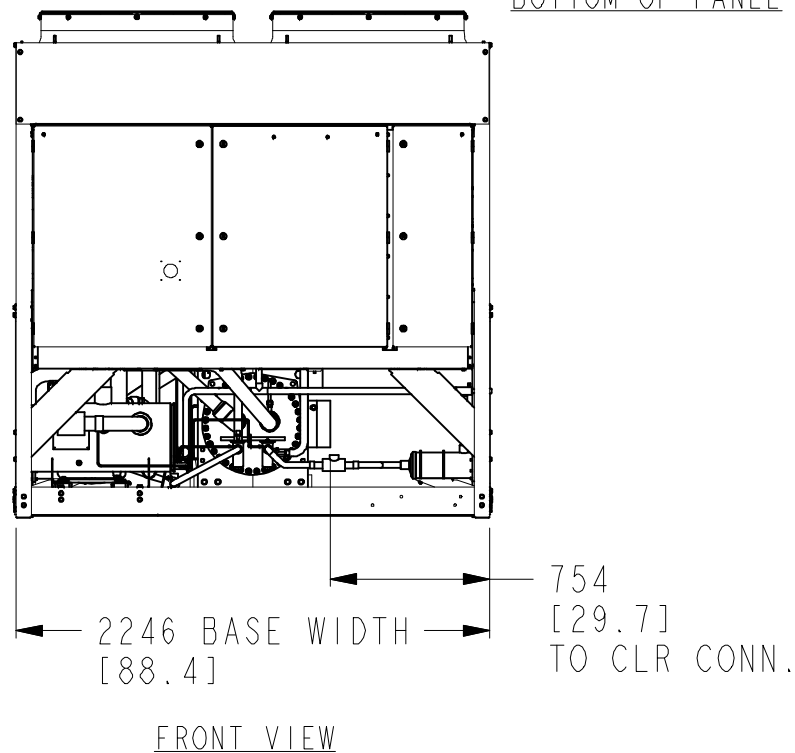
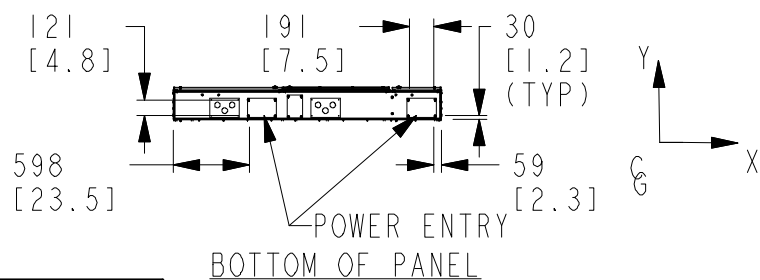


NOTES:

1. PLACEMENT ON A LEVEL SURFACE FREE OF OBSTRUCTIONS (INCLUDING SNOW, FOR WINTER OPERATION) OR AIR RECIRCULATION ENSURES RATED PERFORMANCE, RELIABLE OPERATION AND EASE OF MAINTENANCE. SITE RESTRICTIONS MAY COMPROMISE MINIMUM CLEARANCES INDICATED BELOW, RESULTING IN UNPREDICTABLE AIR FLOW PATTERNS AND POSSIBLE DIMINISHED PERFORMANCE. YORK'S UNIT CONTROLS WILL OPTIMIZE OPERATION WITHOUT NUISANCE HIGH PRESSURE SAFETY CUTOUT; HOWEVER, THE SYSTEM DESIGNER MUST CONSIDER POTENTIAL PERFORMANCE DEGRADATION. RECOMMENDED MINIMUM CLEARANCES: COIL SIDE - 2m COMPRESSOR SIDE - 1.2m; CONTROL SIDE - 2m; TOP - NO OBSTRUCTIONS ALLOWED; DISTANCE BETWEEN ADJACENT UNITS - 3m. NO MORE THEN ONE ADJACENT WALL MAY BE HIGHER THEN THE UNIT.
2. WEIGHTS (KG): SHIPPING - 4,500, OPERATING - 4,750.
3. CENTER OF GRAVITY FROM ORIGIN: X= 2397.0, Y= 1328.2.
4. INSTALLING CONTRACTOR MUST INCLUDE VENT AND DRAIN ACCOMODATIONS IN CHILLED WATER PIPING NEAR THE EVAPORATOR.



THIRD ANGLE **Johnson Controls** **JOHNSON CONTROLS - BUILDING EFFICIENCY**
507 EAST MICHIGAN STREET, MILWAUKEE, WI, 53202 USA

REVISION	REV.	DATE	EC. NO.	DR.	CHK.	ENG.	"ALL PROPRIETARY RIGHTS IN THE SUBJECT MATTER HEREOF ARE RESERVED AND NO PERMISSION IS GRANTED TO REPRODUCE THIS PRINT IN WHOLE OR IN ANY PART, OR DISCLOSE ANY OF THE INFORMATION UPON IT TO OTHERS WITHOUT WRITTEN RELEASE BY JOHNSON CONTROLS INCORPORATED"	DO NOT SCALE UNLESS OTHERWISE SPECIFIED, DIMENSIONS ARE IN MILLIMETERS	PRODUCT DRAWING 0355HE CE YLPA	MATERIAL ENG. STD. PART NO. CUT SIZE	REVISION VERSION 0	
	-		DX10-0324									
	NEW											
							SCALE: 0.011	MASS (kg): SEE ABOVE	ORIG. NO.:	SHEET 1 OF 1	RELEASED	

DRAWN	Q.LIU	10-SEP-2010
MODELER	Q.LIU	10-SEP-2010
CHKD	Y.ZHANG	10-SEP-2010
ENG		

A3	CAGE NUMBER 66935	DRAWING NUMBER 075-94325-102	REVISION VERSION 0
-----------	----------------------	---------------------------------	--------------------------